

WIN!
A CRAFT BOOK
BUNDLE
WORTH
OVER £40

TEXTILE & NEEDLECRAFT CREATIONS, INSPIRATIONS & INNOVATIONS

CREATIONS nature

Be... *creative* with **Workbox**




88

Textile Treats

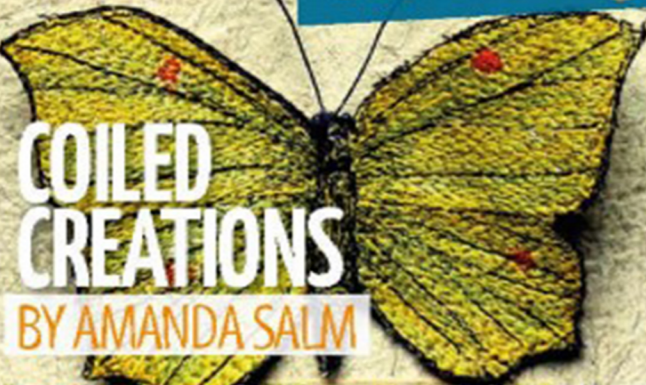
LISA KOKIN

THINKING OUTSIDE THE BOX



Inspired by Nature

Outstanding Organic Art



COILED
CREATIONS
BY AMANDA SALM

PLUS CREATIVE BLOGGING • EXCITING EXHIBITIONS • CLUTCH BAG PROJECT *hazy* FABRIC MANIPULATION • MUST VISIT EVENTS



HOW TO:


CREATE
A SEASIDE
SCENE



MAKE
Log Cabin
Pieced Quilt



Issue 154 | MARCH/APRIL 2016
creativewithworkbox.com | £4.50



ORGANIC INSPIRATION

Our cover star Corinne Young takes us on the 'nature walk' that is her life and inspiration



I am a textile artist living in rural Yorkshire. My fascination for embroidery was awakened as a child, with a father who worked in textiles, and a mother and aunt who were keen needlewomen. I always loved going to museums and stately homes and would seek out the antique needlework collections even then. However, it was not until my children were teenagers, and after a career that involved fashion retail, interior design and decorating, that I finally took this interest seriously and embarked upon a degree in Textile Design at Bradford College.

After experimenting with print and embroidery, I decided that I wanted to focus on bespoke pieces for interiors. These would be strongly connected to organic inspiration, as I have a love of plants inherited from my mother. My research for my final degree show work involved trips to London to look at antique botanical books and drawings at the Royal Horticultural Society library, The Garden Museum, and plant specimens at Kew Gardens. I decided to focus on two plants with very structured seed heads – Scabious ‘Paper Moon’ and Molucella Laevis ‘Bells of Ireland’. I grew the plants from seed to study, and wanted an organic feel for the background of the pieces I created. I found some handmade silk paper at a textile show, and after experimenting with various different fibres, I found some flax and viscose ‘tops’ in a textile supplies store. I bought a large sackful, as it was only in stock temporarily. Fortunately I only use a small amount at a time, and so I’m still using that sackful today! The six final degree pieces were machine embroidered ‘wallpaper’, and were 8ft x 2ft in size. They featured in my interpretation of the two plants studied, and were heavily embellished in a matching coloured thread to reflect the natural colour of the seed heads.

“MY MAIN INSPIRATION STILL COMES FROM THE GARDEN, AND I GROW PLANTS FOR THEIR AESTHETIC AND ARCHITECTURAL QUALITIES, AS WELL AS THEIR ABILITY TO ATTRACT INSECTS, WHICH I ALSO DEPICT IN MY PIECES”

Previous page: *Honesty*
Clockwise from left:
Living Room 2; Papillion;
Purple Chair



Clockwise from left:
Small Butterfly Collection
Paper Moon II; *Four*
Panels, Mall Galleries
London; *Passion Flower*



After graduating in 2003, I was lucky enough to secure a wonderful commission to make 16 large publicity panels for the Lord of the Rings show in Toronto and London. Following on from this, I started to create framed pictures, embellished fabrics and one-off clothing pieces to commission for private clients and galleries.

Around five years ago, I began to make three dimensional pieces using stump work methods, inspired by historic artefacts such as 17th century caskets. To construct these, I use my linen paper, other papers and fabrics. I have a large collection of botanical books, vintage linens, Victorian scraps and postcards which I like to use in my work. My main inspiration still comes from the garden, and I grow plants for their aesthetic and architectural qualities, as well as their ability to attract insects, which I also depict in my pieces. My butterfly collection pieces always sell well. >>





I love to collaborate with other artists and designers and had an exhibition in 2011 at Burton Constable Hall, an Elizabethan house near my home in East Yorkshire. I worked with a young installation artist, Gideon Johnson, and together we made several upcycled pieces inspired by the collections in the Hall. The resulting works were placed alongside antique pieces in a room, and many visitors could not tell which were ours, and which were antique. We were delighted by this outcome. Many of the pieces I made for that show were sold, but I decided to keep a clock decorated by me with stitched and painted lace, the form of which Gideon fashioned from a broken violin.

I have recently combined my love

of gardens with my interior design and curator experience (until recently I ran an art gallery alongside my practice) and begun to design floral themed interiors. Features of these rooms include soft furnishings, printed and embroidered textiles, fabric taxidermy and stitched pot plants made by me, with artworks, antiques and upcycled furniture. Early in the summer of 2015, I worked on a collaborative exhibition at Grow London with a Chelsea Flower Show Gold medal winning garden designer, followed by a big commission for 20 framed pressed plant pieces for a new London restaurant. I will soon launch a blog called 'The Stitched Garden', which will feature all things floral...all in all, I am keeping very busy! **BC**

